

Intended Use

The Arthritis Crutch is designed for persons with inflammatory joint diseases and serves to increase the patient's ability to walk. These crutches may be used inside or outside the house.

Always fully observe the safety instructions!

The crutch is equipped with a large arm cuff and an ergonomically shaped grip handle. The distance between the arm cuff and the grip handle is adjustable. The height adjustment is adjustable to 10 positions using a push-pin system. A rugged foot pad with a large surface contact area provides for greater stability.

The crutch has a weight of only 0.6 kg and is designed for a body weight of max. 140 kg.

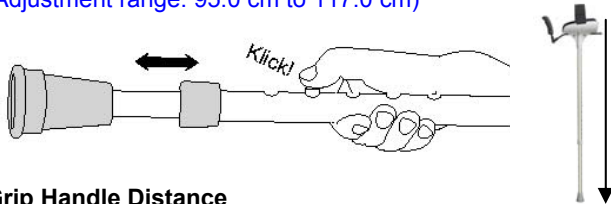
Have your specialised dealer or care provider advise you on using the walking aid and its proper adjustment for function.

Before First Time Using

Height Adjustment

Press the pin and pull out or push in the tube. Allow the pin to click back out!

(Adjustment range: 95.0 cm to 117.0 cm)

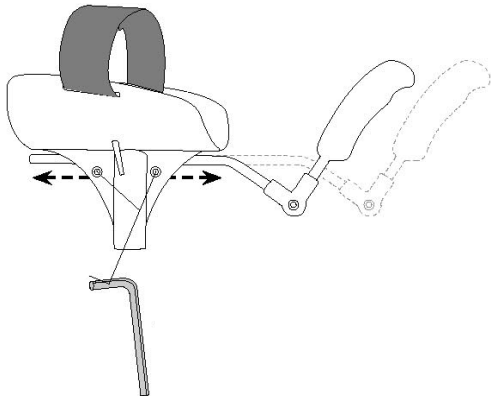


Grip Handle Distance

Loosen both socket head cap screws beneath the arm cuff using an Allen wrench (SW 4). The grip handle rod may now be adjusted to the desired distance.

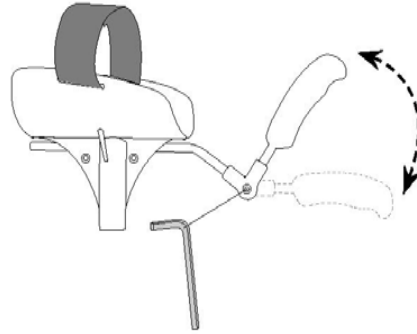
Then tighten both socket head cap screws.

(Adjustment range: 12.0 cm to 21.0 cm).



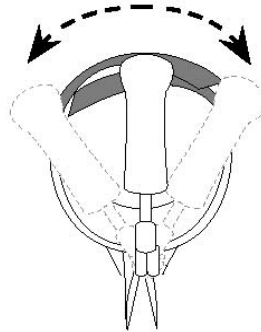
Grip Handle Position

Loosen the socket head cap screws at the swivel joint using a 4 mm Allen wrench. The desired grip handle position may now be adjusted.




In addition, the lateral angle of the grip handle may also be adjusted.

Be sure to tighten the Allen screw afterwards!



Attach Velcro strap

Lastly, adjust the Velcro strap.



Safety instructions

- **Be sure the maximum allowable weight for the crutch is not exceeded!**
- **Before each use, carefully check the crutch over damage. If damage is detected, then do not use the crutch!**
- Before using, the following points must be checked:
 - ✓ The pin have to be clicked back out..
 - ✓ The crutch tip must not be damaged or worn out.
- For your safety, have someone assist you in overcoming obstacles so that the person can catch you in the event of a fall.
- When using stairs always keep one hand on the handrail and the other on the crutch.
- In the event of a fall: Allow the crutch to fall to the side if possible so that you do not fall on it!



DANGER!
Danger of slipping

- Check the crutch tip for wear or damage on a regular basis.
- When walking, always keep the crutches as vertically as possible on the ground. Do not position the end of the crutch too far away from of your body.
- Use the crutches only for assisting your ability to walk.
- The crutches must never be used for purposes other than those intended (e.g., not for standing up, as a lever, or for moving furniture, etc.).
- No mechanical alterations are permitted – leads to annulment of liability!
- Do not hang any objects on the crutches (purses, bags, etc).
- Do not allow the crutches to be exposed to sunlight for extended time periods (e.g. near windows, heaters, or behind a car window).
- If unused for an extended time period, have the crutch inspected by a specialist before using again.
- Never use the crutch on snow or icy surfaces without first attaching the ice claws.
- Use CAUTION when walking on moist surfaces or crossing carpeted surfaces or rugs.

Care and Maintenance

All plastic parts may be easily cleaned using a mild commercially available plastics cleanser. Observe instructions for use.

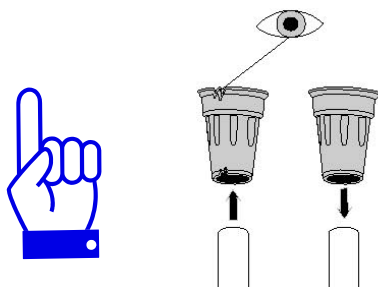
For the tubing, wiping it with a moist cloth is in most cases sufficient, and then wipe dry.

Inadequate or negligent care and maintenance leads to limitations or annulment of product liability by the Manufacturer.

Exchanging the crutch tip

A worn or damaged crutch tip must be replaced. Pull off the crutch tip from the end of the tube. Push on a new crutch tip and check to be sure it is firmly seated.

There's a higher danger of falling from slipping if crutch tip are not adequate!



Proper Disposal

A defective or a used crutch does not belong in the household rubbish. Contact your waste disposal services for enquiring of its proper disposal.

Warranty

We provide a warranty period of **24 months** for our crutches. Wear parts are excluded.

Re-Use (Rental)

The above crutches are rated as to the 93/42/EWG directive (Appendix1) as a one-time use article. Here we refer to the conditions of the German Medical Products Act (MPG §8) and the (ProdHaftG §4) Product Liability Act.

Advisory!

Always keep the User Instructions in case of future use.

For complaints or questions, always provide the model, serial no. and the User Instructions no.

We also supply...

- Walking aids
- Crutches
- Shower stools
- Shower and bathroom chairs
- Rollators
- Patient lifting hoists
- Standing-up aids

Please give us a call...we'll gladly inform you!

Your **REBOTEC** Support Team

Your Specialised Dealer:



REBOTEC Rehabilitationsmittel GmbH
D-49610 Quakenbrück, Artlandstr. 57-59
Telephone: +49-(0)5431/9416-0
Telefax: +49-(0)5431/9416-66
<http://www.rebotec.de>
E-mail: info@rebotec.de



User Instructions

BA No.: 02.01.002/07-07(KP)

ARTHRITIS Crutches

Art. No. 130.03

